

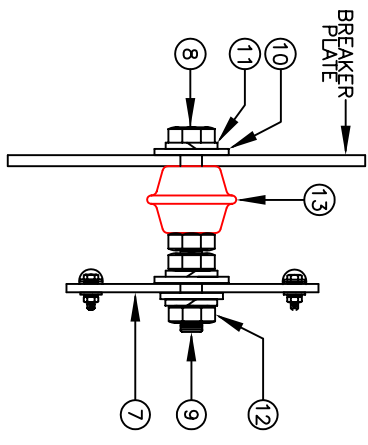
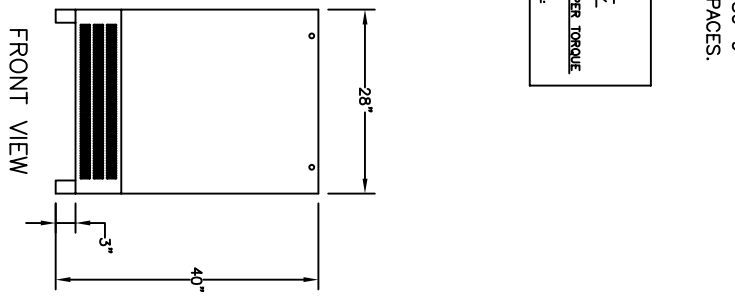
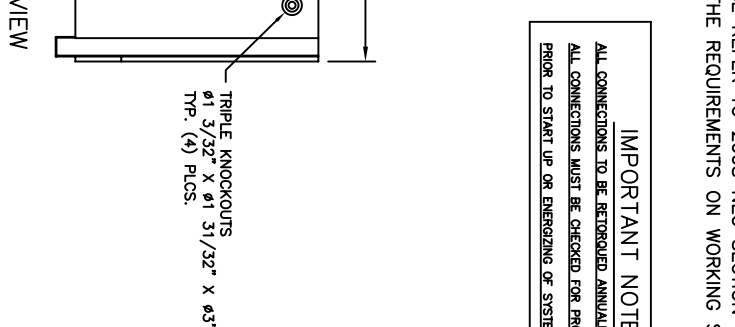
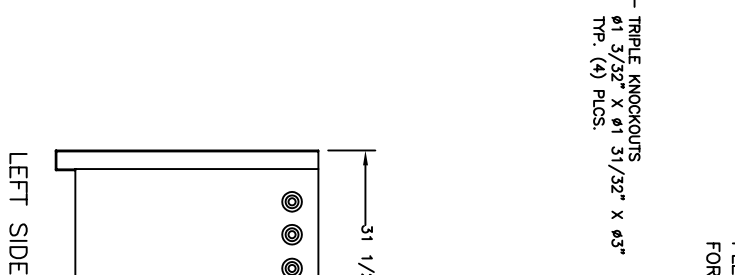
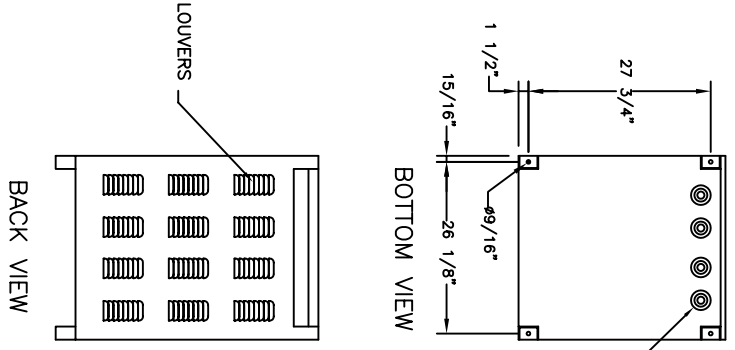
SYSTEM SPECIFICATIONS

SYSTEM MODEL NO. CZS-48255
 SYSTEM RATING: 25 AMPS FOR 8 HOURS TO 1.75 VPC.
 RECOMMENDED SYSTEM FLOAT VOLTAGE: 54.48 MIN. 55.2 MAX.
 SYSTEM CUTOFF VOLTAGE: 42
 FULL LOAD CURRENT: 25 ADC
 FULL LOAD CURRENT PER SERIES CIRCUIT: 25 ADC
 OPEN CIRCUIT VOLTAGE: 49.6 - 51.6 VDC

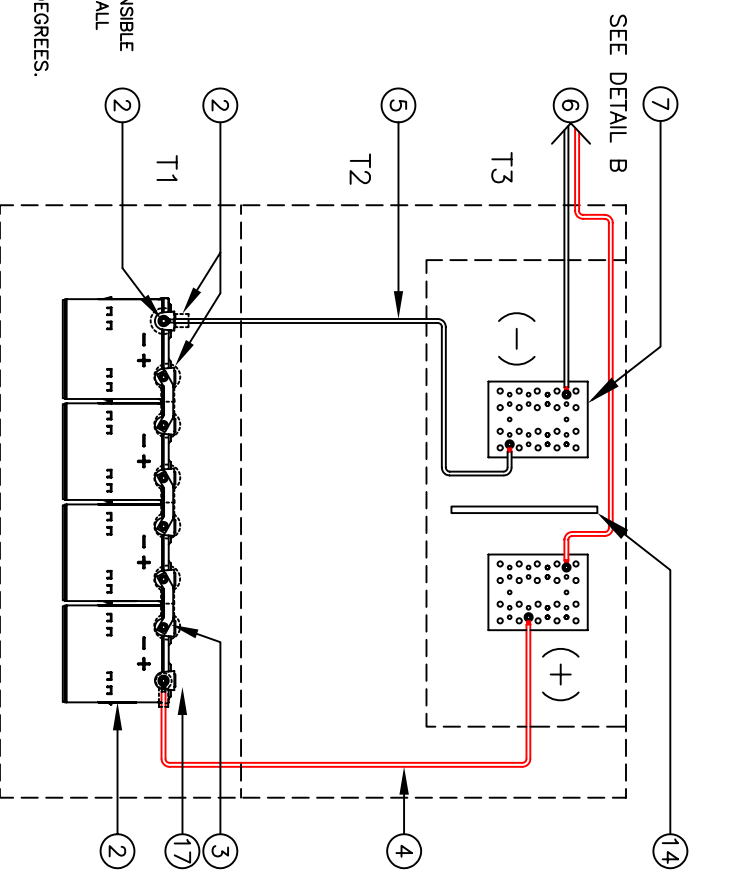
- NOTE: SYSTEM IS SIZED TO ACCOMMODATE A 175 AMP SPIKE
- ① ALL RECOMMENDED CUSTOMER'S CABLE GAUGES ARE BASED ON TABLE 310-16 OF N.E.C. USING 75°C CABLE IN 30°C AMBIENT.
 - ② SEE BATTERY LABEL FOR TORQUE VALUES
 - ③ USE INSULATED TOOLS FOR CABINET INSTALLATION, DO NOT ALLOW TOOLS OR CABLES TO REST ON BATTERIES.

PARALLEL CONNECTOR:
 WIRE SIZE WILL BE SPECIFIED AS PER GAUGE (MINIMUM) TO BE USED. LENGTHS OF CABLE TO JUNCTION BOX SHOULD BE MADE SO THAT THE TOTAL LENGTH OF CABLES PER STRING IS EQUAL. THIS WILL MINIMIZE VARIATIONS OF RESISTANCE IN EACH STRING, HENCE EQUALLY DISTRIBUTE LOAD CURRENTS.

NOTE:
 * ALTERNATE METHOD MAY BE USED TO CONNECT TWO SYSTEMS ACCORDING TO CUSTOMER SPECIFICATIONS.

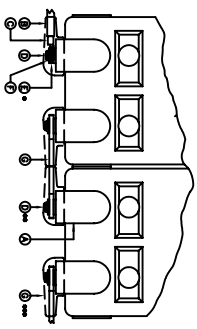


DETAIL B
 BUSBAR ASSEMBLY



WIRING DIAGRAM

IMPORTANT NOTE
 ALL CONNECTIONS TO BE RETORQUED ANNUALLY.
 ALL CONNECTIONS MUST BE CHECKED FOR PROPER TORQUE PRIOR TO START UP OR ENERGIZING OF SYSTEM.



DETAIL A
 TERMINAL CONNECTION

NO.	DESCRIPTION	QTY.	PART NO.
1	BATTERY RAIL INSULATION	6	VX4-0001
2	PLATE BUSBAR SEPARATOR	1	CC-0002
3	13/16-18 STAINLESS	2	HM-0003
4	1/2-18 UNC HEX NUT	6	HM-0004
5	1/2-18 UNC WASHER	6	HM-0005
6	1/2-18 UNC FLAT WASHER	2	HM-0006
7	1/2-18 UNC X 2" FLATLY THREADED STUD	2	HM-0007
8	1/2-18 UNC X 5/8" HEX HEAD SCREW	2	HM-0008
9	BUSBAR (1200A)	2	SC-0001
10	CABLE 2 GA. 45" LG.	1	2-435E
11	CABLE 2 GA. 40" LG.	1	CC-0179
12	BATTERY/BOOTS/HARDWARE	4	PS6-12255
13	CABINET	1	CZ1

NOTE: CABLES SIZED TO RESTRICT A VOLTAGE DROP OVER 2%

NO.	DESCRIPTION	QTY.	PART NO.
1	BATTERY RAIL INSULATION	6	VX4-0001
2	PLATE BUSBAR SEPARATOR	1	CC-0002
3	13/16-18 STAINLESS	2	HM-0003
4	1/2-18 UNC HEX NUT	6	HM-0004
5	1/2-18 UNC WASHER	6	HM-0005
6	1/2-18 UNC FLAT WASHER	2	HM-0006
7	1/2-18 UNC X 2" FLATLY THREADED STUD	2	HM-0007
8	1/2-18 UNC X 5/8" HEX HEAD SCREW	2	HM-0008
9	BUSBAR (1200A)	2	SC-0001
10	CABLE 2 GA. 45" LG.	1	2-435E
11	CABLE 2 GA. 40" LG.	1	CC-0179
12	BATTERY/BOOTS/HARDWARE	4	PS6-12255
13	CABINET	1	CZ1

NO.	DESCRIPTION	QTY.	PART NO.
1	BATTERY RAIL INSULATION	6	VX4-0001
2	PLATE BUSBAR SEPARATOR	1	CC-0002
3	13/16-18 STAINLESS	2	HM-0003
4	1/2-18 UNC HEX NUT	6	HM-0004
5	1/2-18 UNC WASHER	6	HM-0005
6	1/2-18 UNC FLAT WASHER	2	HM-0006
7	1/2-18 UNC X 2" FLATLY THREADED STUD	2	HM-0007
8	1/2-18 UNC X 5/8" HEX HEAD SCREW	2	HM-0008
9	BUSBAR (1200A)	2	SC-0001
10	CABLE 2 GA. 45" LG.	1	2-435E
11	CABLE 2 GA. 40" LG.	1	CC-0179
12	BATTERY/BOOTS/HARDWARE	4	PS6-12255
13	CABINET	1	CZ1

POWER BATTERY COMPANY
 (1) CZ1 CABINET (48 V)
 WITH (4) 12 V. BATTERIES

POWER BATTERY COMPANY
 (1) CZ1 CABINET (48 V)
 WITH (4) 12 V. BATTERIES

CZS-48255